

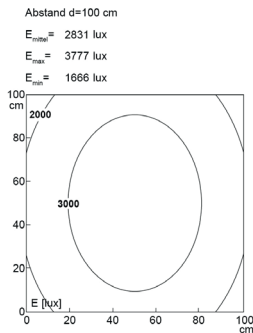


FIELDLED EVO 1040_96 Einbau, 1040 mm, 24V DC

Artikel-Nr.: 153310-12
EAN: 4260556625560



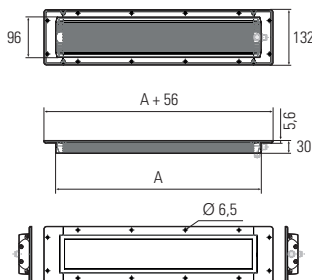
| | |
|-------------------------------------|---|
| Bestell-Nr.: | 153310-12 |
| Modell: | FIELDLED EVO 96 Einbau |
| Bauform: | LED Einbauleuchte für Maschinen |
| Leuchtmittel: | SMD LED |
| Lampenleistung: | ~78 W |
| Lampenlichtstrom: | 12000 lm |
| Lampenlichtausbeute: | 155 lm/W |
| Lichtverteilung: | direkt |
| Lichtfarbe: | Tageslichtweiß (5200 - 5700K) |
| Anschlusswert Leuchte: | 24V DC ± 10% |
| Anschluss Leuchte: | M12 Sensorstecker A-kodiert, rückseitig |
| Schutzart: | IP67/IP69K |
| Schutzklasse: | III |
| Entblendung: | Mikroprismen |
| Abstrahlwinkel: | 100° |
| Betriebstemperatur: | -30... +60 °C |
| Farbwiedergabe (Ra): | > 85 |
| Lampenlebensdauer: | > 60.000 h |
| Material Gehäuse: | Aluminium |
| Material Abdeckung: | ESG (Sicherheitsglas), splitterfrei |
| Höhe [B] x Breite [C]: | 30 x 96 mm, Rahmen: 5,6 x 132 mm |
| Länge [A]: | 1040 mm, Rahmen: 1096 mm |
| Gewicht: | ~3450 g |
| Bruttogewicht: | ~4250 g |
| Risikogruppe (DIN EN 62471): | freie Gruppe |
| Dimmbar: | optional über Zubehör |
| Kennzeichnung: | CE, UKCA, ETL Listed (5003526) |
| Gefertigt in: | Deutschland |



| Abstand [m] | Kegeldurchmesser [m] | Beleuchtungsstärke [lx] |
|-------------|----------------------|-------------------------|
| 0.5 | 1.06 | E(0°) 1790 |
| | 0.94 | E(C90) 3085 |
| | | E(CD) 3445 |
| 1.0 | 2.11 | E(0°) 448 |
| | 1.88 | E(C90) 721 |
| | | E(CD) 861 |
| 1.5 | 3.17 | E(0°) 1972 |
| | 2.82 | E(C90) 321 |
| | | E(CD) 383 |
| 2.0 | 4.23 | E(0°) 1109 |
| | 3.76 | E(C90) 189 |
| | | E(CD) 215 |
| 2.5 | 5.29 | E(0°) 710 |
| | 4.70 | E(C90) 115 |
| | | E(CD) 138 |
| 3.0 | 6.34 | E(0°) 493 |
| | 5.63 | E(C90) 80 |
| | | E(CD) 96 |

Abstand [m] Kegeldurchmesser [m] Beleuchtungsstärke [lx]

— C0 - C180 (Halbstrahlwinkel: 86.4°)
 — C90 - C270 (Halbstrahlwinkel: 93.2°)



Lampenlebensdauer in Betriebstunden (L80/B10)

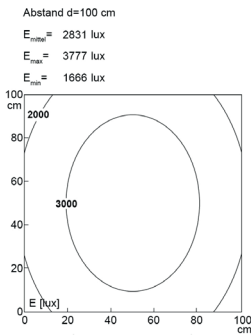


FIELDLED EVO 1040_96 Einbau, 1040 mm, 24V DC

Item number: 153310-12
EAN: 4260556625560



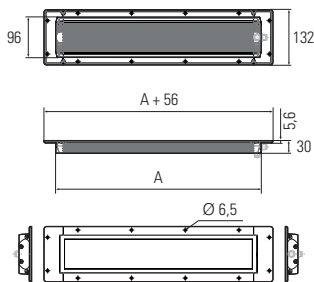
| | |
|-----------------------------------|---|
| Order number: | 153310-12 |
| Model: | FIELDLED EVO 96 Einbau |
| Type: | LED recessed luminaire for machines |
| Illuminant: | SMD LED |
| Power consumption: | ~78 W |
| Lamp luminous flux: | 12000 lm |
| Lamp luminous efficiency: | 155 lm/W |
| Light distribution: | direct |
| Light colour: | daylight white (5200 - 5700K) |
| Connected load: | 24V DC ± 10% |
| Connection: | M12 sensor connector, A-type encoded, on the back |
| Degree of protection: | IP67/IP69K |
| Class of protection: | III |
| Glare-free | microprism |
| Beam angle (optics): | 100° |
| Operating temperature: | -30... +60 °C |
| Colour rendering (Ra): | > 85 |
| Lamps lifetime: | > 60,000 h |
| Housing material: | aluminium |
| Cover material: | ESG (toughened safety glass), shatterproof |
| Height [B] x Width [C]: | 30 x 96 mm, frame: 5,6 x 132 mm |
| Length [A]: | 1040 mm, frame: 1096 mm |
| Weight (net): | ~3450 g |
| Gross weight: | ~4250 g |
| Risk group (DIN EN 62471): | free group |
| Dimmable: | via optional accessory |
| Marking: | CE, UKCA, ETL Listed (5003526) |
| Made in: | Germany |



| Abstand [m] | Kegeldurchmesser [m] | Beleuchtungsstärke [lx] |
|-------------|----------------------|-------------------------|
| 0.5 | 1.06 | E(0°) 17950 |
| | 0.94 | E(C90) 46.6° 3885 |
| | | E(CD) 43.2° 3445 |
| 1.0 | 2.11 | E(0°) 4438 |
| | 1.88 | E(C90) 46.6° 721 |
| | | E(CD) 43.2° 661 |
| 1.5 | 3.17 | E(0°) 1972 |
| | 2.82 | E(C90) 46.6° 321 |
| | | E(CD) 43.2° 383 |
| 2.0 | 4.23 | E(0°) 1109 |
| | 3.76 | E(C90) 46.6° 189 |
| | | E(CD) 43.2° 215 |
| 2.5 | 5.29 | E(0°) 710 |
| | 4.70 | E(C90) 46.6° 115 |
| | | E(CD) 43.2° 138 |
| 3.0 | 6.34 | E(0°) 493 |
| | 5.63 | E(C90) 46.6° 80 |
| | | E(CD) 43.2° 96 |

Abstand [m] Kegeldurchmesser [m] Beleuchtungsstärke [lx]

— C0 - C180 (Halbstrahlwinkel: 86.4°)
— C90 - C270 (Halbstrahlwinkel: 93.2°)



Lamps lifetime in operation hours (L80/B10)